

EMERGENCY RESPONSE PLAN – BEIRUT BLAST

WEEKLY BRIEF

08 February - 12 February 2021

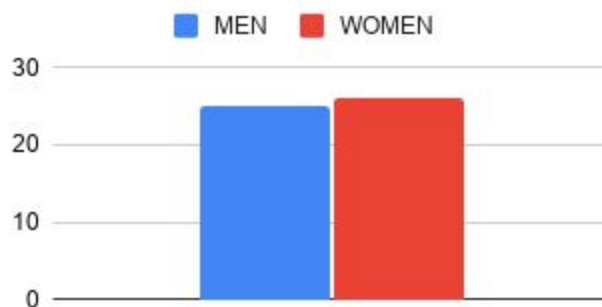


i Weekly submitted, this report aims to track the updates on the intakes handled by the specialized team within the scope of the Emergency Response Plan initiated by CLDH.

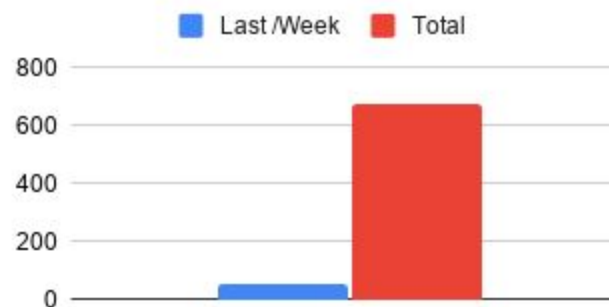
- Goal: Track the evolution in the completion of the response, highlight challenges, and recommendations.

		Total (from 14 Sept. 2020 till 12 Feb. 2021)	MEN	WOMEN	OTHER
Number of Intakes (from 08 Feb. 2021 till 12 Feb. 2021)	51	673	25	26	0
Number of External Referrals (outside of CLDH - other NGOs)	1 <i>This beneficiary is not included in the 51 social intakes. The social intake was done on 27 January. However, the external referral was done in the week 08-12 February.</i>	54	0	1	0

Last Week

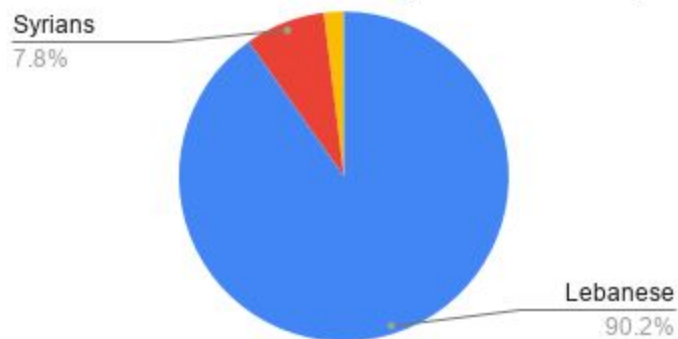


Social Intakes



<i>NATIONALITIES</i>		<i>Total</i> (from 14 Sept. 2020 till 12 Feb. 2021)	<i>MEN</i>	<i>WOMEN</i>	<i>OTHER</i>
Number of Lebanese	46	548	22	24	0
Number of Syrians	4	114	2	2	0
Number of Iraqis	0	1	0	0	0
Number of Palestinians	0	4	0	0	0
Other	1	15	1	0	0

Intakes of Last Week per Nationality

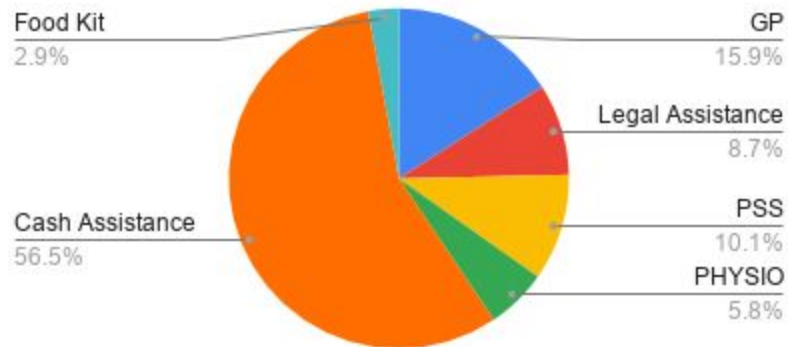


Total number of beneficiaries referred to internal services (from 14 Sept. 2020 till 12 Feb. 2021)			Total number of referred internal services
669			1087
<i>MEN</i>	<i>WOMEN</i>	<i>OTHER</i>	
256	408	5	

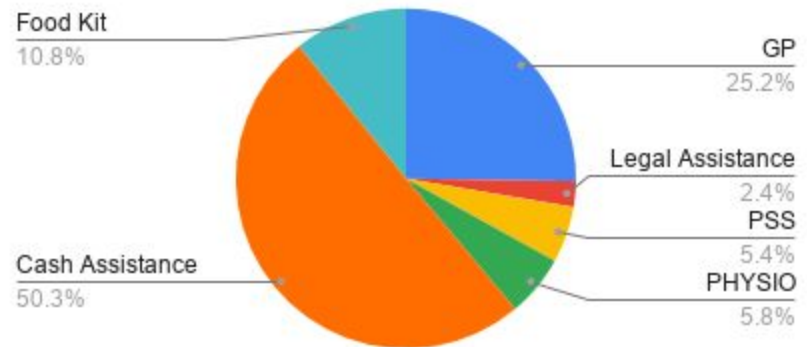
NUMBERS OF INTER-REFERRALS

		Total (from 14 Sept. 2020 till 12 Feb. 2021)	MEN	WOMEN	OTHER
General Practitioner (Med Tests)	11	259	9	2	0
Legal Aid and Consultations	6	25	3	3	0
Psycho-Social Support	7	55	0	7	0
Physiotherapy	4	60	3	0	0
Cash Assistance	39	516	14	25	0
Food Kit	2	111	0	2	0

Last Week



Total



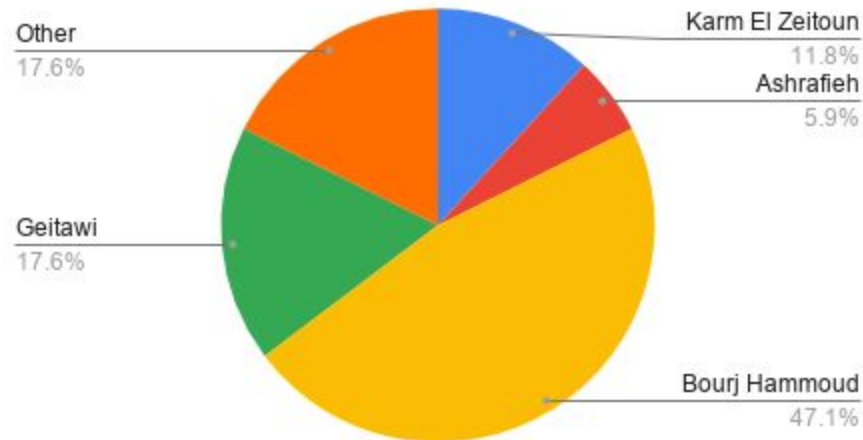
Food Kit	SERV	0	0	0	0	0	0	0	0	0
	BEN	0	0	0	0	0	0	0	0	0
TOTAL PER WEEK	SERV	124	52	72	0	98	25	0	0	1
TOTAL (from 14 Sept. 2020 till 07 Feb. 2021)	SERV	1003	425	576	2	754	212	5	8	24

INTAKES BY AREAS

		<i>Total</i> (from 14 Sept. 2020 till 12 Feb. 2021)
Karantina	0	49
Karm El Zeitoun	6	62
Al Basta	0	17
Bourj Hammoud	24	193
Geitawi	9	45
Mar Mkhayel	0	4
Nabaa	0	13
Port of Beirut	0	1
El Khanda' El Ghami'	0	18
Zekak Al Blat	0	5
Sin El Fil	0	6
Sad El Bouchriyeh	0	3

Ashrafieh	3	62
Other	9	33

Intakes of Last Week per Area



MEETINGS / TRAININGS / SESSIONS

Meeting Title/Topic	Member(s) of CLDH who attended	O or P O online P Physical	Further Information
ER meeting (February 8, 2021)	Georges Bou Mansour Lana Kalawoun Sarine Seraydarian Stephanie Haddad	O	-
Induction meeting (February 8, 2021)	Georges Bou Mansour Jeanine Dede	O	-
Program updates (February 9, 2021)	Georges Bou Mansour Hiba Ayoubi Josiane Noun	O	-
Induction session (February 9, 2021)	Georges Bou Mansour Janine Dede	O	-

	Sarine Seraydarian		
Induction meeting (February 11, 2021)	Lana Kalawoun Stephanie Haddad Jeanine Dede	0	-

CONCLUSION

Despite the total lockdown restrictions in Lebanon, CLDH's team managed to hold 51 social intakes via phone calls, which made the total number of intakes reach 673. Also, 124 services were provided last week, adding to the total number of provided services which reached 1003 since the launching of the Emergency Response program.